



prochaska
& associates

planning
architecture
engineering
interiors

facility
management



WEBSTER COUNTY JUSTICE CENTER

Phase 2 – Citizen Jail Committee
Mtg. #3: Option 1: Hold & Transport
3/22/2018



PHASE 2 – CITIZEN'S JAIL COMMITTEE OBJECTIVES

■ COMMITTEE MEMBER EXPECTATIONS

- ✓ Will you *commit* to attending *all* the meetings?
- ✓ Will you bring an *open mind* to this issue and formulate an opinion based on Webster County's needs and the facts presented?
 - Discussions and Questions need to be resolution-focused so that options are explored and the 'Best Option' determined.
 - Express any reservations that would prevent You from supporting an option for unanimous recommendation to the Board of Supervisors.
- ✓ Will you agree to endeavor to work with the Committee towards a *unanimous recommendation* to the Board of Supervisors?
- ✓ Will you *commit to continuing* on the *Campaign Committee*, should the Board proceed with a Referendum?
 - The Campaign Committee will need You to convey to other county citizens why this is the 'Best Option' for the county.





PHASE 2 – CITIZEN'S JAIL COMMITTEE OBJECTIVES

- **OPTION 1** – Close & Transport: *close the current sheriff's office & jail facility, construct an approved 24-hour holding facility with sheriff's office, and transport all inmates out-of-county.*

- **OPTION 2** – Build a new Justice Center as an on-site addition to the existing historic courthouse

- **OPTION 3** – Build a new Justice Center on a "greenfield" site (new/undeveloped site)





OPTION 1 – HOLD & TRANSPORT: INMATE FORECAST REVIEW

Projecting Jail Capacity Needs

PURPOSE: To determine the number of beds necessary to house county inmates now and in the near future.

Methods Used*

1. Linear Regression Method

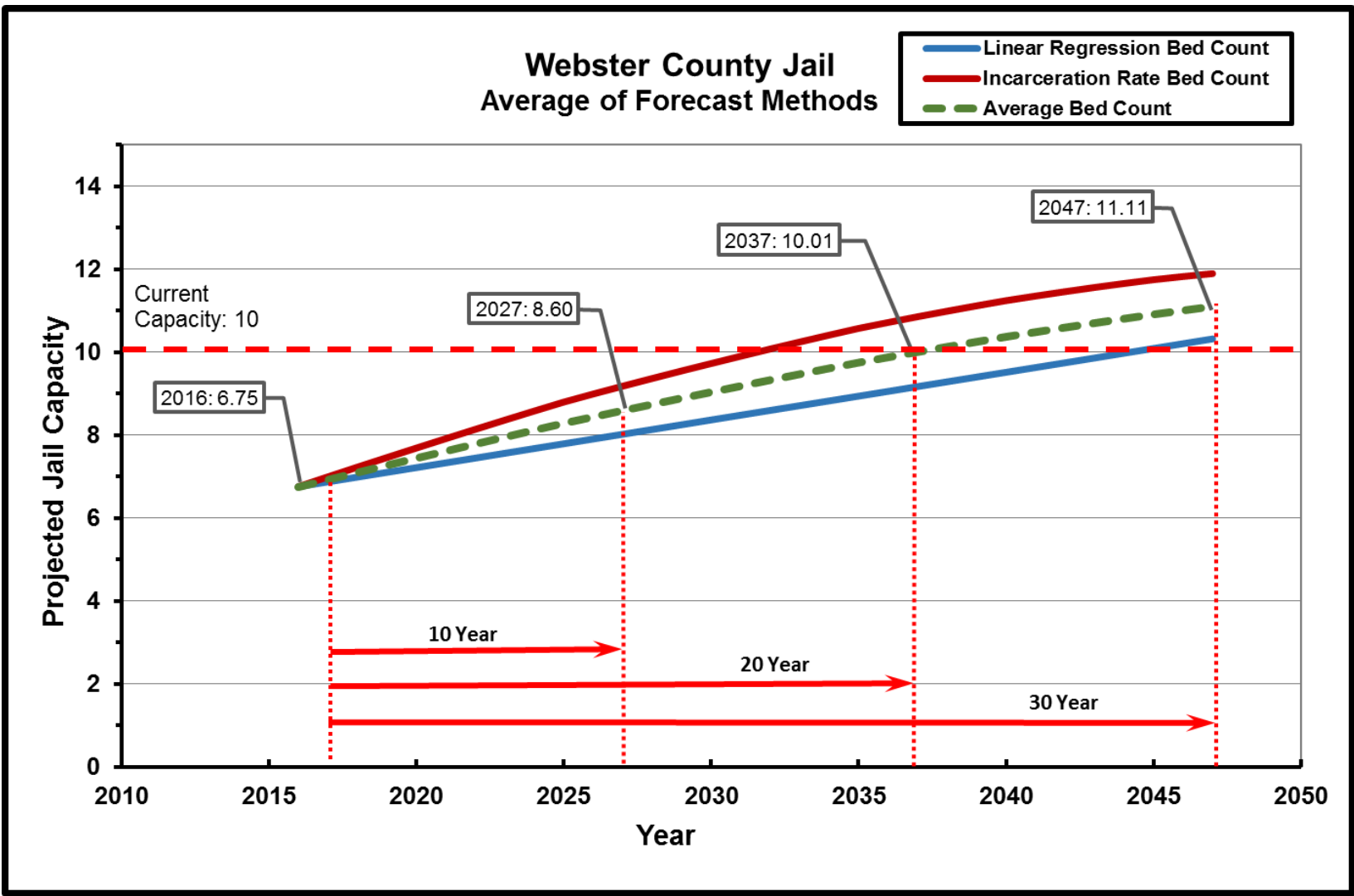
- Peak Population Capacity Modifier

2. Incarceration Rate Method

- Peak Population Capacity Modifier

*Based on Historical Data from County, State, and National sources.

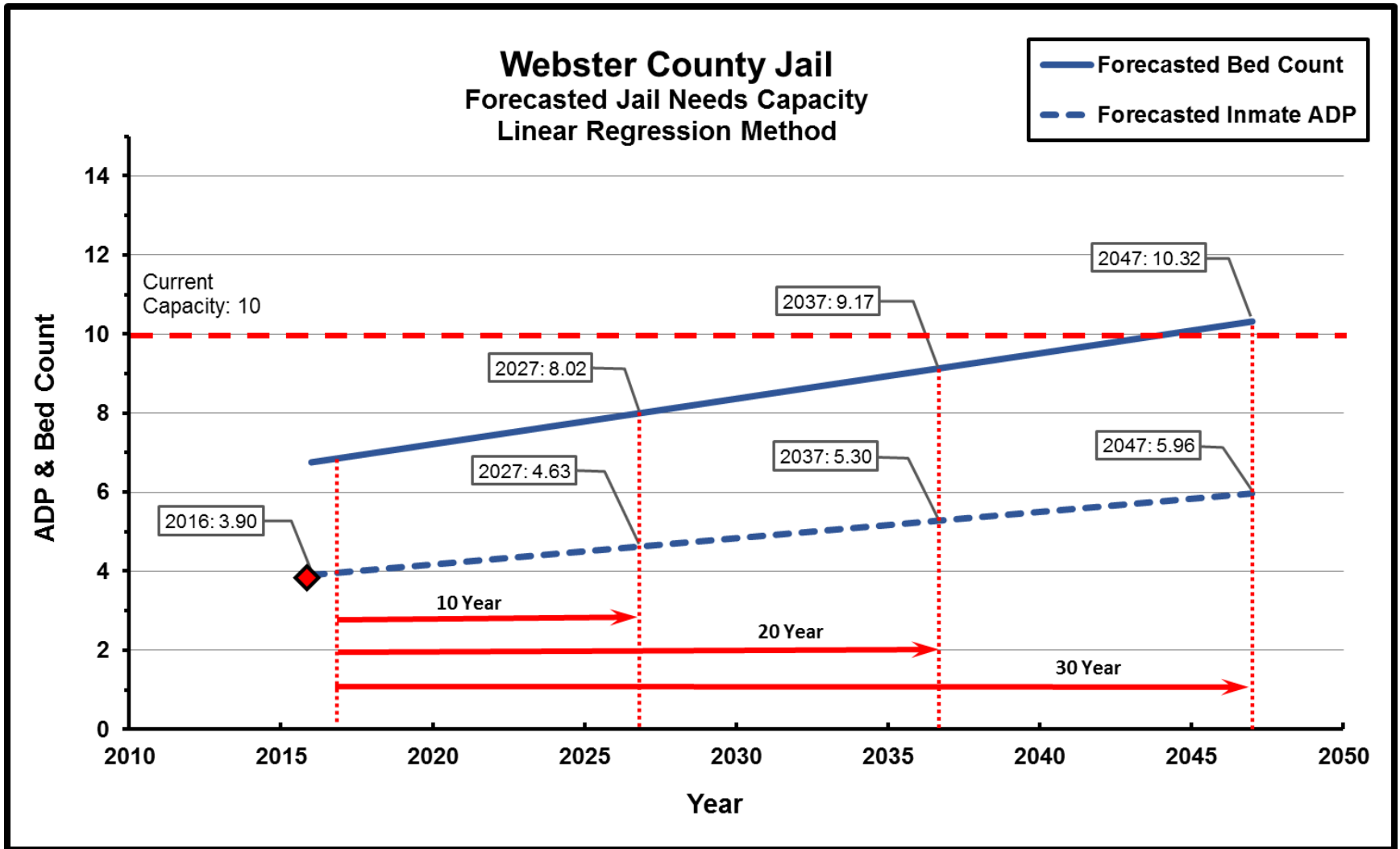




Source: Prochaska & Associates

- Projected Capacity: 20 yrs. = 10 Beds & 30 yrs. = 12 Beds

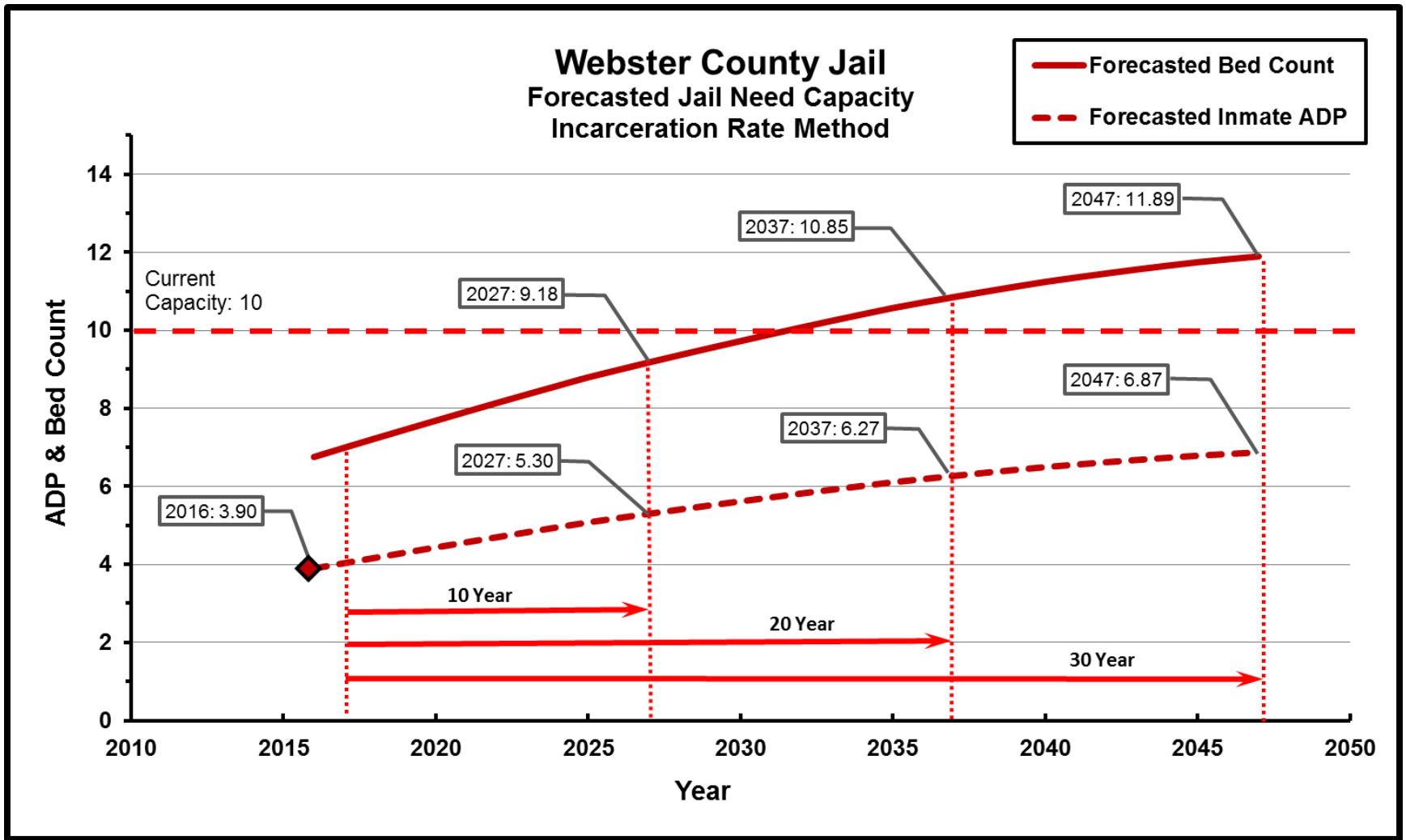




Source: NCJIS Nebraska Criminal Justice Information System, Prochaska & Associates

- Linear Regression Method: 20 yrs. = 10 Beds & 30 yrs. = 11 Beds





Source: U.S. Census Bureau, University of Nebraska – Omaha, Prochaska & Associates

- Incarceration Rate Method: 20 yrs. = 11 Beds & 30 yrs. = 12 Beds



Webster County Jail - Bed Forecast

County vs. Regional Bed Forecast Data, Years 2017-2047

Year	Webster County Projected ADP (Average Daily Population)	Webster County Average Bed Needs (Peak Factor of 1.73)	Webster Co. Bed Needs <small>Includes capacity for 80% 'Rule of Thumb': (Jail safety reduced & transportation resumes at 80% of maximum capacity)</small>	Potential Adams County Male Bed Forecast - 80.8% of Webster ADP 2010-2016 Average, 1.45 Peak Factor: common per jail size	Potential Adams Co. Female Bed Forecast - 46.0% of Webster ADP 2007-2016 Average, 1.45 Peak Factor: common per jail size	Regional Bed Needs Webster County + Adams Co. Male + Adams Co. Female	Regional Facility Max. Bed Needs <small>Includes capacity for 80% 'Rule of Thumb': (Jail safety reduced & transportation resumes at 80% of maximum capacity)</small>
2016	3.90*			4.57	2.60		
2017	4.00	6.93	8.66	4.69	2.67	14.29	17.87
2022	4.50	7.79	9.74	5.27	3.00	16.07	20.08
2027	4.97	8.60	10.75	5.82	3.31	17.73	22.17
2032	5.39	9.33	11.67	6.32	3.60	19.25	24.06
2037	5.78	10.01	12.51	6.78	3.86	20.64	25.80
2042	6.12	10.60	13.25	7.17	4.08	21.86	27.33
2047	6.42	11.11	13.88	7.52	4.28	22.90	28.63

Source: Prochaska & Associates

'Local' County Facility Approach

- Forecasted Capacity: 20 yrs.= 10 Beds & 30 yrs.= 12 Beds
- '80% Rule of Thumb' for Classification: 20 yrs.= 13 Beds & 30 yrs.= 14 Beds
- 1-2 'Turn-Away Inmates': 20 yrs.= 15 Beds & 30 yrs.= 16 Beds

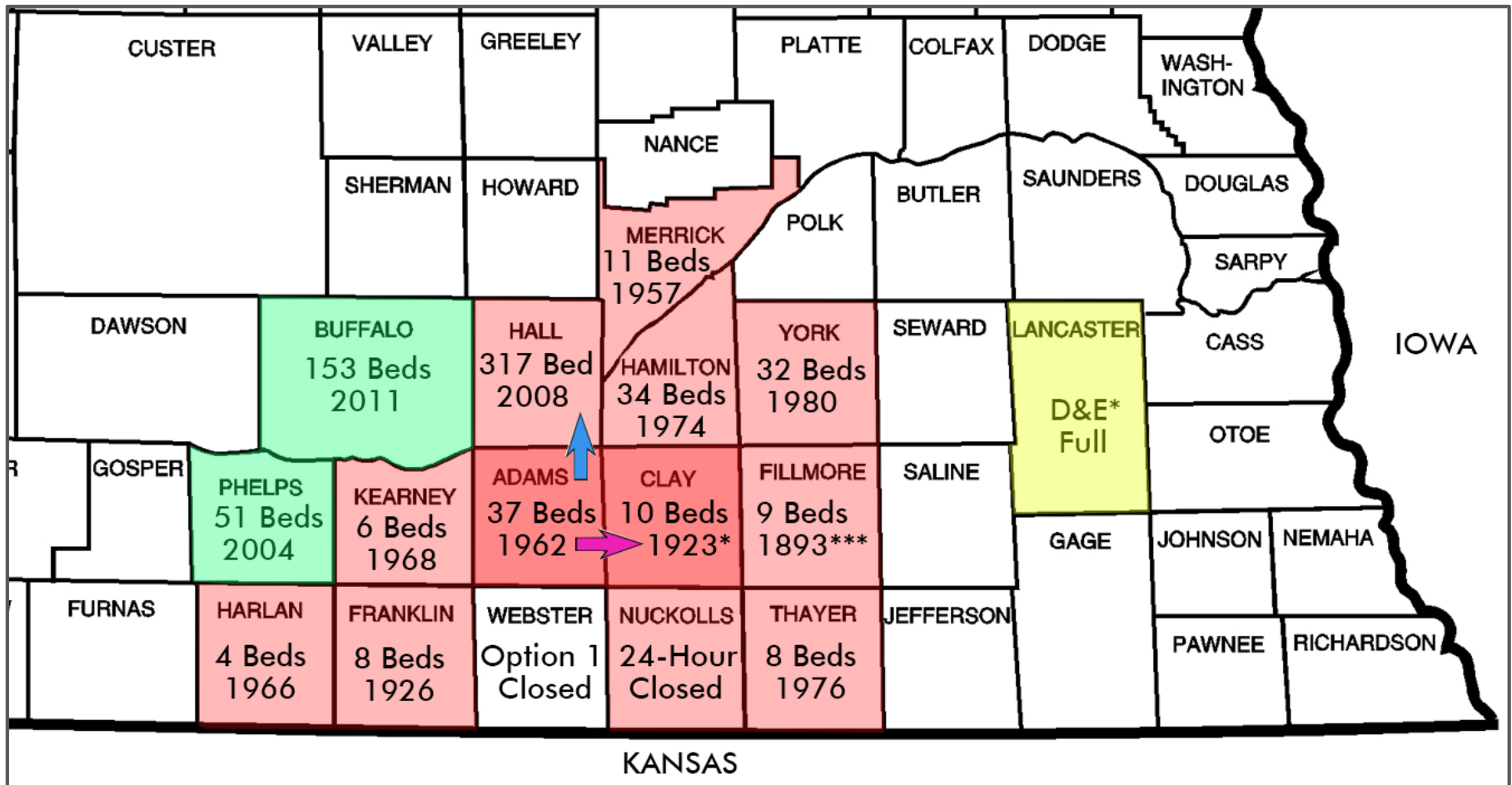
'Regional' Facility Approach (with Peak Available Adams Co. Inmates)

- Forecasted Capacity: 20 yrs.= 21 Beds & 30 yrs.= 23 Beds
- '80% Rule of Thumb': 20 yrs.= 26 Beds & 30 yrs.= 29 Beds
- 'Regional' Forecast Recommendation: 30 yrs.= 20 Beds





OPTION 1 - HOLD & TRANSPORT



Source: State of NE: NCCSAC 2012, Prochaska & Associates

• WHERE TO BOARD INMATES?

- a) Available Beds, Low Daily Boarding Rates and Modern Facility (after 1980)
- b) Proximity to Webster County (Kansas = No Jail Standards)
- c) Lincoln Diagnostics & Evaluation = Full & Currently Refusing Inmates



• Boarding Costs

- a) Phelps County currently charges \$45.00 per Day per Inmate (Buffalo: \$50)
- b) \$49.50 per Inmate per Day (Weighted Average: Lincoln D&E at \$90/day)



Source: Webster County Sheriff's Office, www.MapQuest.com, Prochaska & Associates



• Transportation Costs

- a) **3.2 one-way trips per inmate** are used for the Option 1 cost projection. Trips per Inmate were estimated by the Webster County Sheriff's Office to be between 3 and 4 one-way trips. Prochaska & Associates reviewed our records and found 3.5 to 3.2 trips to be common.
- b) **2 inmates** can be transported per trip due to the initial utilization of patrol cruisers as transport vehicles.
- c) **74.1 miles per trip** is the distance per 1-way trip. Phelps County Jail is 66.0 miles from Webster County Jail. Lincoln D&E is 147 miles from Webster County. This distance is the weighted-average between Phelps County Jail and Lincoln D&E.
- d) **\$0.545 per mile** is the IRS mileage rate for 2018.
- e) **100% of transport is recoverable** if a modern facility were to be built.
- f) **3.2570%** is the Average U.S. Inflation Rate since 1914.



- Personnel Costs

- a) **1.10** is the weighted-average of deputies needed per trip.
- b) **\$26.72 per hour** is the total average hourly expense paid by Webster County for deputies.
- c) **1 hour, 35 minutes** is the weighted-average time spent transporting inmates. Phelps County Jail is 1 hour, 14 minutes from Webster County Jail. Lincoln D&E is 2 hours, 26 minutes from Webster County Jail. 15 minutes turn-around time is added to each 1-way trip.



Webster County Justice Center				
Projected Transport & Boarding Costs				
Year	Boarding Costs	Transportation Cost	Personnel Cost	Total Costs Per Year
2012	\$ -	\$ -	\$ -	\$ -
2013	\$ -	\$ -	\$ -	\$ -
2014	\$ -	\$ -	\$ -	\$ -
2015	\$ -	\$ -	\$ -	\$ -
2016	\$ -	\$ -	\$ -	\$ -
2017	\$ -	\$ -	\$ -	\$ -
2018	\$74,217	\$96,879	\$111,968	\$283,064
2019	\$78,502	\$102,473	\$118,433	\$299,407
2020	\$82,971	\$108,307	\$125,177	\$316,455
2021	\$87,641	\$114,403	\$132,221	\$334,265
2022	\$92,511	\$120,760	\$139,568	\$352,839
2023	\$97,589	\$127,388	\$147,229	\$372,205
2024	\$102,882	\$134,298	\$155,215	\$392,394
2025	\$108,399	\$141,499	\$163,538	\$413,436
2026	\$114,012	\$148,826	\$172,006	\$434,844
2027	\$119,849	\$156,445	\$180,812	\$457,106
2028	\$125,917	\$164,367	\$189,967	\$480,251
2029	\$132,225	\$172,601	\$199,484	\$504,310
2030	\$138,781	\$181,159	\$209,375	\$529,315
2031	\$145,612	\$190,076	\$219,681	\$555,369
2032	\$152,710	\$199,342	\$230,390	\$582,442
2033	\$160,085	\$208,969	\$241,516	\$610,570
2034	\$167,746	\$218,969	\$253,073	\$639,788
2035	\$175,702	\$229,355	\$265,077	\$670,134
2036	\$183,822	\$239,954	\$277,327	\$701,103
2037	\$192,242	\$250,944	\$290,030	\$733,216
2038	\$200,971	\$262,340	\$303,200	\$766,511
2039	\$210,021	\$274,152	\$316,852	\$801,024
2040	\$219,399	\$286,395	\$331,001	\$836,796
2041	\$229,005	\$298,934	\$345,493	\$873,432
2042	\$238,949	\$311,914	\$360,496	\$911,359
2043	\$249,242	\$325,350	\$376,024	\$950,617
2044	\$259,894	\$339,255	\$392,095	\$991,244
2045	\$270,916	\$353,642	\$408,723	\$1,033,281
2046	\$282,192	\$368,362	\$425,735	\$1,076,290
2047	\$293,848	\$383,576	\$443,319	\$1,120,744
2048	\$305,892	\$399,299	\$461,490	\$1,166,681

Rate of Inflation	3.2570%
Bond Rate	3.1012%

Sum 20 Year Costs of Boarding Out Inmates
\$10,145,961

NPV of 20 Year Costs of Boarding Out Inmates
\$7,116,158

NPV of 25 Year Costs of Boarding Out Inmates
\$9,278,916

NPV of 30 Year Costs of Boarding Out Inmates
\$11,566,561

- Net Present Value (NPV) return inflated costs back to today's dollar value.

- NPV 20-, 25-, and 30-Year Costs are showing slight exponential growth.
- Transport Costs Do NOT End at 20 or 30 years. Transport Cost continue until a jail is built within the county.
- Boarding and Transport Costs Do NOT include costs to construct a new sheriff's or an approved 24-hour holding facility.



Source: Prochaska & Associates, Webster County Sheriff's Office

OPTION 1 - HOLD & TRANSPORT



PROJECT SCHEDULE – NEXT STEPS

- **OPTION 1** – Close & Transport: *close the current sheriff's office & jail facility, construct an approved 24-hour holding facility with sheriff's office, and transport all inmates out-of-county*
- **OPTION 2** – Build a new Justice Center as an on-site addition to the existing historic courthouse
- **OPTION 3** – Build a new Justice Center on a "greenfield" site (new/undeveloped site)

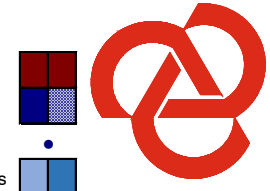


PROJECT SCHEDULE

owner: WEBSTER COUNTY
 project: JUSTICE CENTER
 project no.: 170509
 date: March 22, 2018
 team: Webster Co. / Citizens Jail Committee / Prochaska & Associates

K WC - Webster County
E CC - Citizens Jail Committee
Y PA - Prochaska & Associates

legend:
 programmed period for phase
 programmed period for task
 presentations/meetings
 Bond Election Campaign / Dates



year	2018											
month		JAN	FEB	MAR	APL	MAY	JUN	JUL	AUG	SEP	OCT	NOV
task	firm											
PHASE 2:		[Red bar spanning from Jan to Jun]										
PRELIM. CONCEPT PLANNING		[Blue bar spanning from Jan to Nov]										
Recruit Citizens Jail Committee & Kick-Off Meeting, Jail Tour	WC/CC/PA	[Task]	[Task]	[Task]	[Task]	[Task]	[Task]	[Task]	[Task]	[Task]	[Task]	[Task]
Phase 1 Review and Refine Program of Spaces	WC/CC/PA		[Task]	[Task]	[Task]	[Task]	[Task]	[Task]	[Task]	[Task]	[Task]	[Task]
Develop and Refine Project Options	WC/CC/PA			[Task]	[Task]	[Task]	[Task]	[Task]	[Task]	[Task]	[Task]	[Task]
Develop Project Budget	WC/CC/PA				[Task]	[Task]	[Task]	[Task]	[Task]	[Task]	[Task]	[Task]
Recommendation of Top-ranked Option Concept	WC/CC/PA				[Task]	[Task]	[Task]	[Task]	[Task]	[Task]	[Task]	[Task]
Develop & Refine Top-ranked Option Concept	WC/CC/PA				[Task]	[Task]	[Task]	[Task]	[Task]	[Task]	[Task]	[Task]
Present Pre-Final Concept to Committee	WC/CC/PA				[Task]	[Task]	[Task]	[Task]	[Task]	[Task]	[Task]	[Task]
Preliminary Review w/ Nebraska Dept. of Corrections	WC/CC/PA				[Task]	[Task]	[Task]	[Task]	[Task]	[Task]	[Task]	[Task]
Final Recommendation by Committee	CC/PA					[Task]	[Task]	[Task]	[Task]	[Task]	[Task]	[Task]
Present Final Concept to Board of Supervisors	CC/PA						[Task]	[Task]	[Task]	[Task]	[Task]	[Task]
Go / No-Go Decision to Proceed with Project	WC						[Task]	[Task]	[Task]	[Task]	[Task]	[Task]



THANK YOU!